



Potenza termica nominale min-max Nominal thermal output min/max Puissance calorifique min/max Nennheizleistung min/max	Consumo orario pellet min/max Pellet fuel consumption per hour min/max Consommation min/max de granulés par heure Stündlicher Pelletsverbrauch min/max	Rendimento Efficiency Rendement Wirkungsgrad	Tubo uscita fumi Flue exit pipe Tuyau de sortie des fumées Abgasrohr	Capacità serbatoio Tank capacity Capacité du réservoir Fassungsvermögen Pelletsbehälter	Autonomia min/max Burn time min/max Autonomie min/max Brennzeit min/max	Potenza elettrica installata in esercizio Installed power Puissance installée en service Leistungsbedarf beim Betrieb	Peso netto Net weight Poids net Nettogewicht
kW	kg/h	EN 14 785	Ø mm	kg	h	W	kg

HRV 120
STYLE

10.0* / 15.0

0.8 - 3.2

> 90%

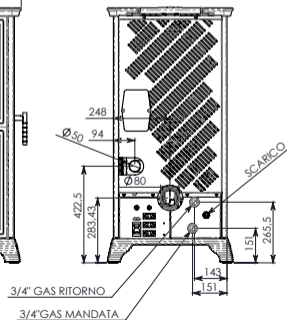

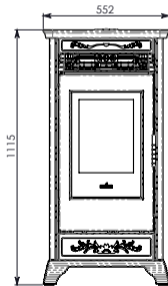
80

16

5.0 - 20.0

130

175



*Potenza all'acqua - Power to water - Puissance à l'eau - Wasserleistung